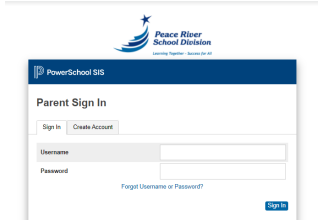


# Accessing your Child's Report Card through PowerSchool Parent Portal

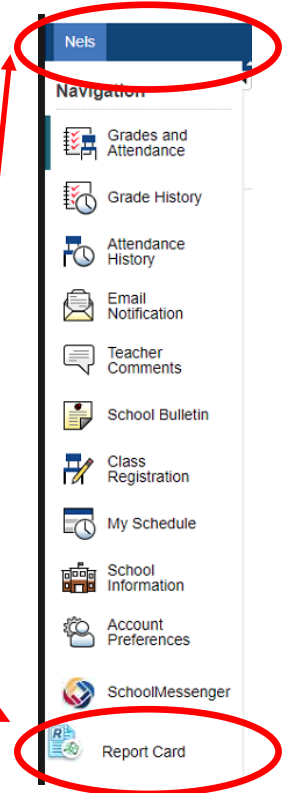

**Note: You need to have a parent portal account in order to access your child's report card.**

**If you need assistance with this, please contact the school to provide the information you need.**

1. Sign in to your [PowerSchool Parent Portal](#) account.



2. If you have multiple children in the district, click on the child whose report card you'd like to view. (You may need to "open" the menu options on the left by clicking on the arrow.)
3. On the left side of the screen, click on Report Cards.
4. Choose the applicable report card you wish to view.



## Important to Note:

- Report cards are not available until the portal is open to parents by your school.
- You can not access report cards from the PowerSchool mobile app.